



Product Feature:

- ◆ Input Voltage: 108~305Vac;
- ◆ Surge immunity: DM-4KV, CM-6KV;
- ◆ THD<10%;
- ◆ Protection: Input OVP, Output OVP, SCP, OTP;
- ◆ IP67 design for indoor and outdoor applications;
- ◆ 5 years warranty.

Application

- ◆ LED street lighting, industrial lighting and landscape lighting.

DESCRIPTION

The EHC-060W is a 60W, constant-current, IP67 LED driver that operates from 108-305Vac input with excellent power factor and low THD. It is created for industrial lights, tunnel and street lights. The high efficiency of these drivers and compact metal case enable them to run cooler, significantly improving reliability and extending product life. To ensure trouble-free operation, protection is provided against input surge, input over voltage, output over voltage, short circuit, and over temperature.

Models

Model Number	Input voltage range(Vac)	Max Output Power (W)	Output Voltage Range (Vdc)	Output current (A)	Typical Efficiency	Typical THD	Typical PF	
							120Vac	230Vac
EHC-060B086	108-305	60	48-86	0.70	87%	10%	0.98	0.97
EHC-060B070	108-305	60	35-70	0.86	87%	10%	0.98	0.97
EHC-060B057	108-305	60	34-58	1.05	87%	10%	0.98	0.97

Remark: All specifications are measured at 25°C ambient temperature, if no specific note.

INPUT SPECIFICATIONS

Parameter	Min.	Typ.	Max.	Notes
Input Voltage	108Vac	120-277Vac	305Vac	Please refer to the Derating curve
Input Frequency	47Hz	50/60 Hz	63Hz	
Leakage Current	-	-	0.75mA	277Vac/50Hz
Input AC Current	-	-	0.80A	120-277Vac with full load
Inrush Current(I _{It})	-	-	0.01A ² S	230Vac input, Ta=25°C (cold start)
Power Factor	0.96	0.98	-	120Vac with full load
	0.95	0.97	-	230Vac with full load
THD	-	-	20%	120-277Vac with 70%-100% load
THD	-	10%	15%	120~230Vac with full load

OUTPUT SPECIFICATIONS

Parameter	Min.	Typ.	Max.	Notes
Output Current Tolerance	-8%I _{set}	-	8%I _{set}	Full load
Total Output Current Ripple (pk-pk)	-	150%	200%	Full load & LED Load, ripple is different with difference LED load. 20MHz BW
Startup Overshoot Current	-	10%	20%	120~277Vac & Full load, LED Load
No Load Output Voltage EHC-060B086 EHC-060B070 EHC-060B057	-	-	115V 100V 85V	
Line Regulation	-	-	±8%	25°C±10°C ambient temperature, input voltage changes from 200Vac to 277Vac.
Load Regulation	-	-	±8%	25°C±10°C ambient temperature, 230Vac input, load changes from 60% to 100%.
Turn-on Delay Time	-	-	3S	120Vac, 100% load
	-	0.5S	1S	230Vac, 100% load

GENERAL SPECIFICATIONS

Parameter		Min.	Typ.	Max.	Notes
Efficiency @120Vac					Measured at full load and 25°C ambient temperature
EHC-060B086		84%	85%		
EHC-060B070		84%	85%		
EHC-060B057		84%	85%		
Efficiency @230Vac					Measured at full load and 25°C ambient temperature
EHC-060B086		85%	87%		
EHC-060B070		85%	87%		
EHC-060B057		85%	87%		
Efficiency @277Vac					Measured at full load and 25°C ambient temperature
EHC-060B086		84%	86%		
EHC-060B070		84%	86%		
EHC-060B057		84%	86%		
Dielectric Strength	Input-Output	-	3750Vac	-	10mA/60S
	Input-PE	-	1600Vac	-	
	Output- PE	-	1600Vac	-	
Grounding Resistance		-	-	0.1Ω	25A/60S
Insulation Resistance		50MΩ	-	-	Input-Output, Input-PE, Output-PE, 500Vdc/60S/25°C/70%RH
MTBF		-	200000Hours	-	230Vac,80% load (MIL-HDBK-217F)
Lifetime		-	50000Hours	-	230Vac&100% load,70°C case temperature, refer to lifetime VS Tc curve for details
Operating Case Temperature for Safety Tc_s		-40°C	-	+90°C	
Operating Case Temperature for Warranty Tc_w		-40°C	-	+75°C	5 Years Warranty Humidity: 10% to 95% RH
Storage Temperature		-40°C	-	+90°C	Humidity: 10% to 95% RH
Dimensions (LxWxH)mm		111*64*33mm			
Net Weight		400±50g/PCS			
Package		L480xW275xH208mm;			

Note: All specifications are tested by Cree XLamp XP-G2 and typical measured at 230Vac and 25°C unless otherwise stated.

SAFTY STANDARDS

Safety Category	Country / Territory	Standards
CCC	China	GB19510.1, GB19510.14
CE	China	EN61347-1, EN61347-2-13
CB	CB Countries	IEC61347-1, IEC61347-2-13
BIS	India	IS 15885(PART 2/SEC 13)
UL	USA	UL 8750
CUL	Canada	CSA C22.2 No.250.13
KC	South Korea	K61347-1, K61347-2-13, K62384
PSE	Japan	J61347-1, J61347-2-13
SAA	Australia	AS/NZS IEC 61347-2-13
		AS/NZS 61347.1

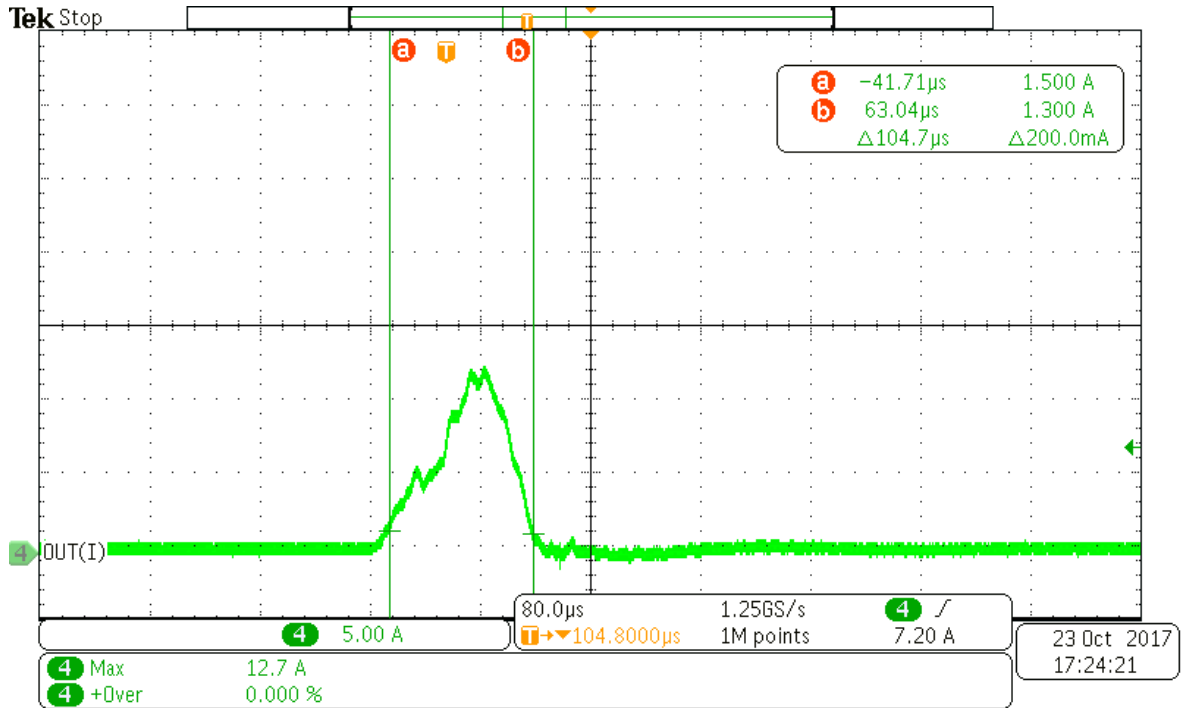
EMC COMPLIANCE

EMC Category	Country / Territory	Standards
CCC	China	GB 17743, GB 17625.1
CE	Europe	EN 55015, EN 61000-3-2, EN 61000-3-3
		EN61000-4-2,3,4,5,6,8,11
		EN 61547
KC	South Korea	K61547
		K00015
PSE	Japan	J55015
FCC	USA	FCC part 15

NOTE:

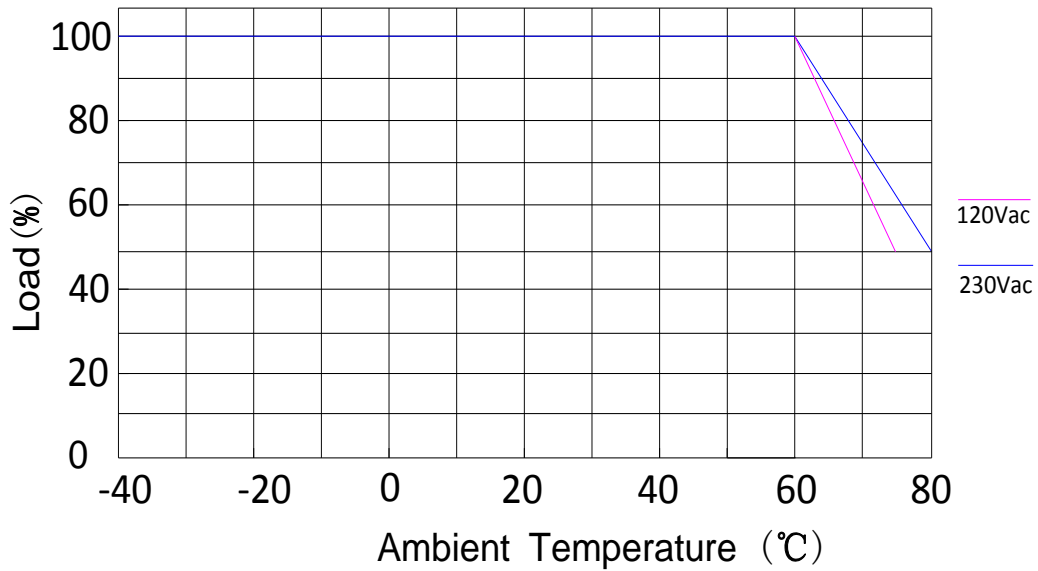
This LED driver meets the EMI specifications above, but EMI performance of a luminaire that contains it depends also on the other devices connected to the driver and on the fixture itself.

INRUSH CURRENT WAVEFORM



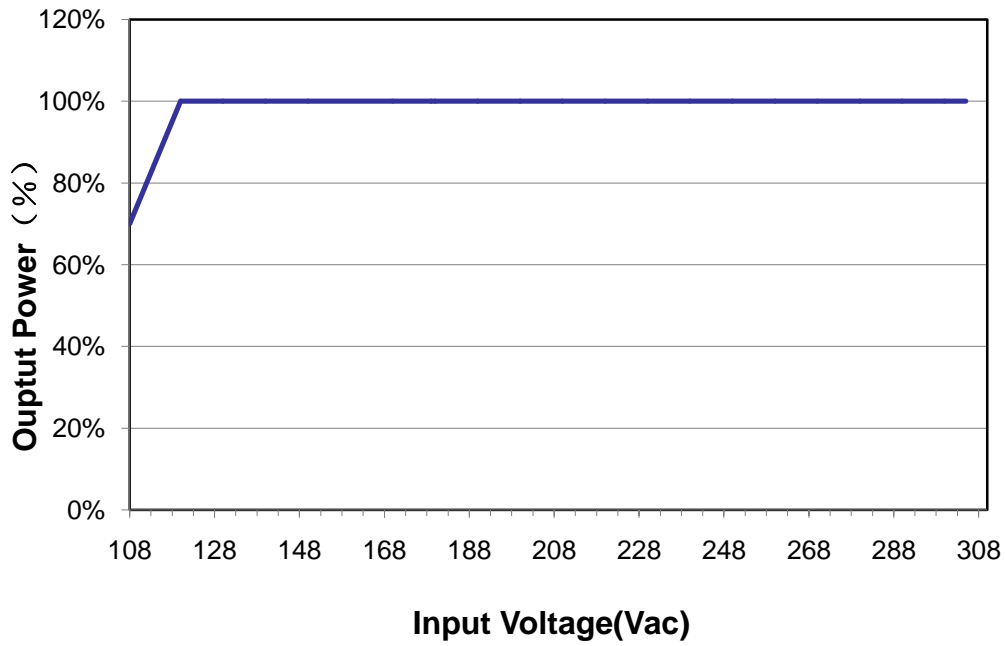
DERATING CURVE

Derating Curve



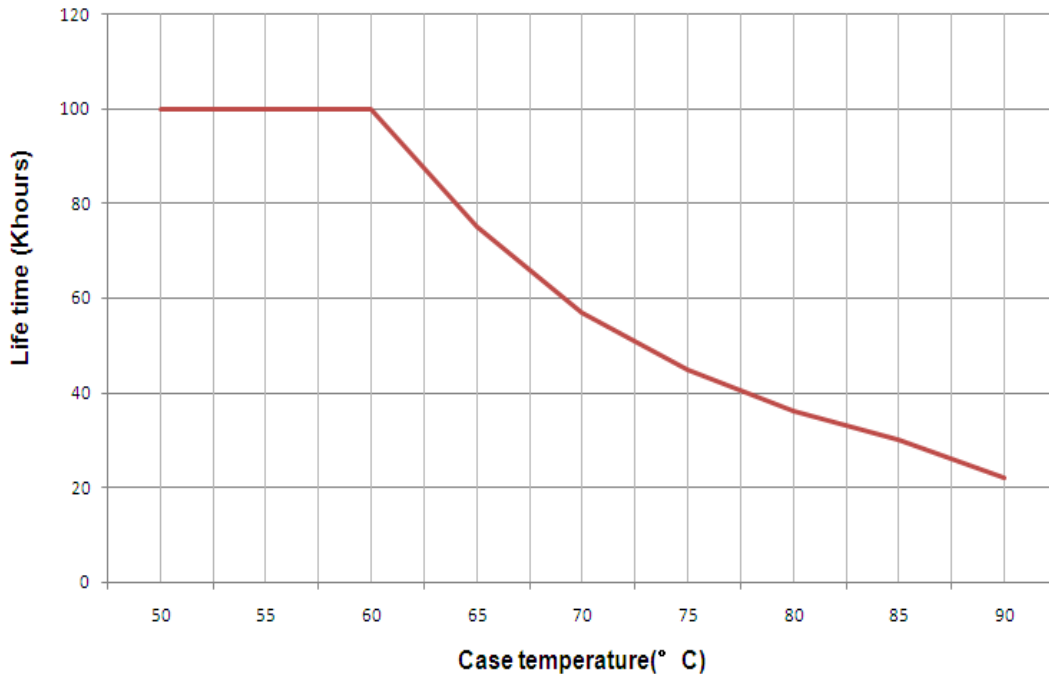
OUTPUT POWER VS INPUT VOLTAGE

Output Power VS. Input Voltage Curve

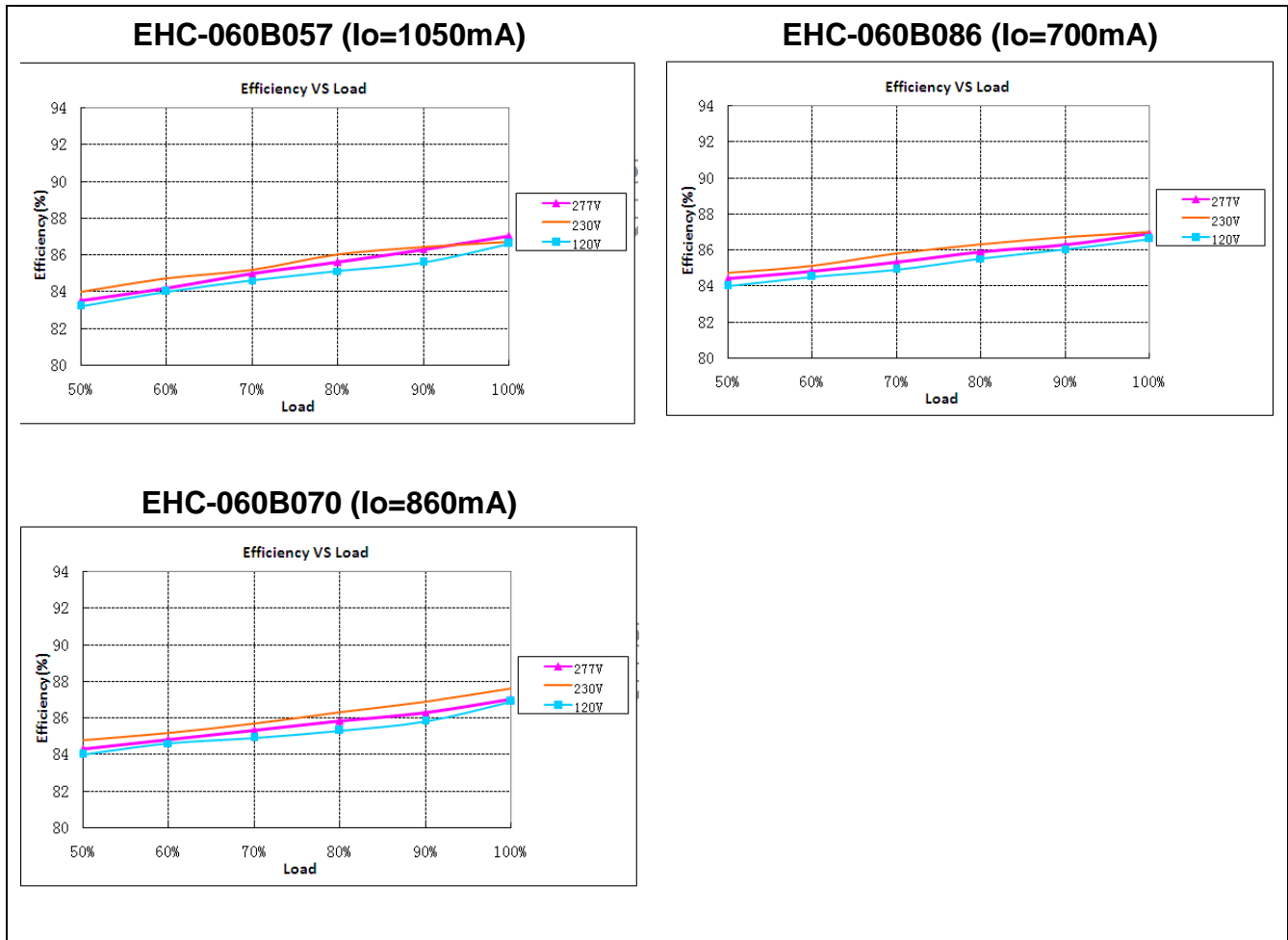


LIFETIME VS CASE TEMPERATURE

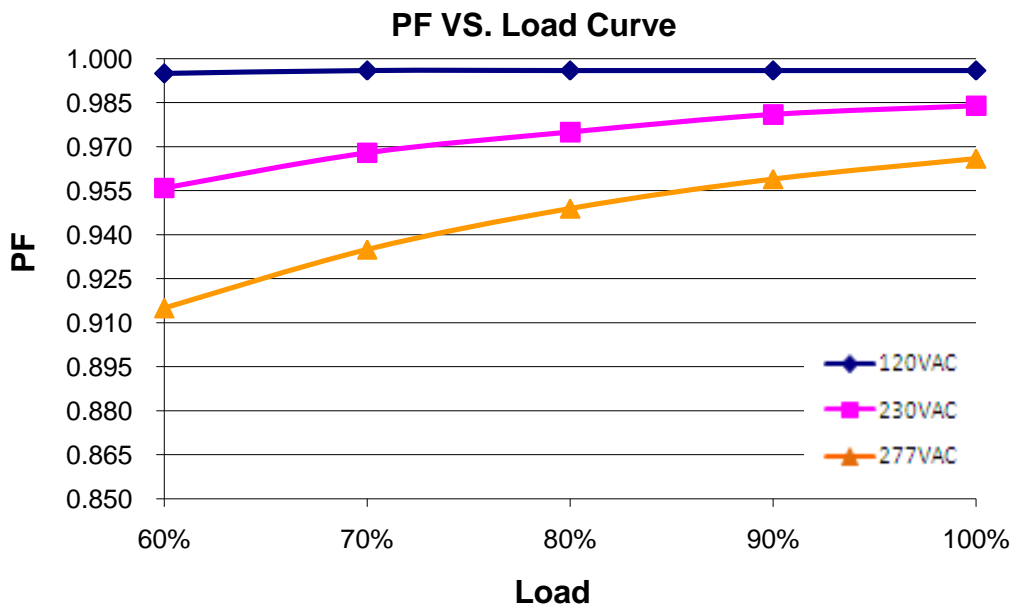
Life Time VS Temperature Curve



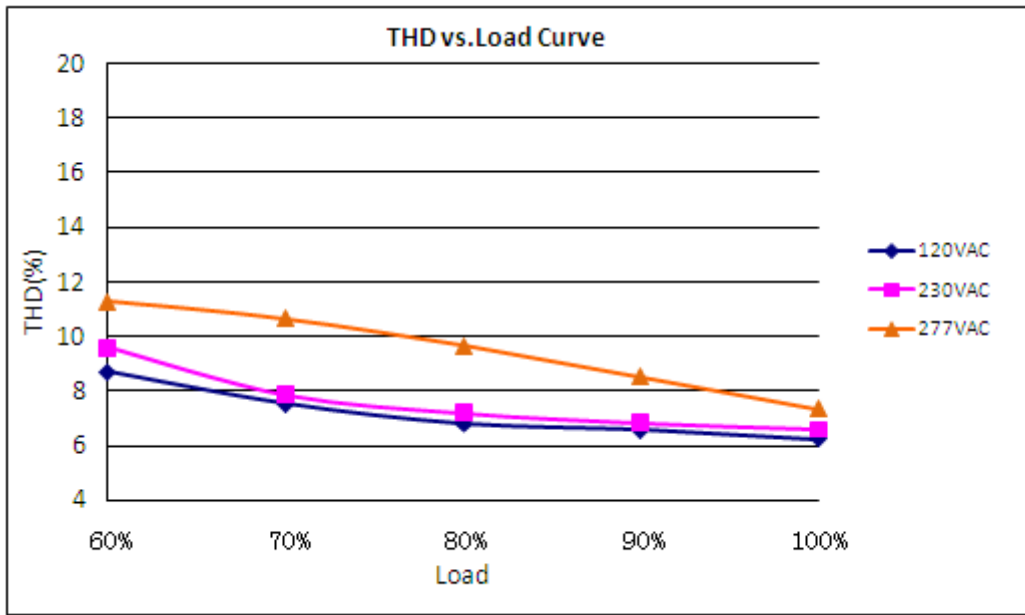
EFFICIENCY VS LOAD



POWER FACTOR VS LOAD



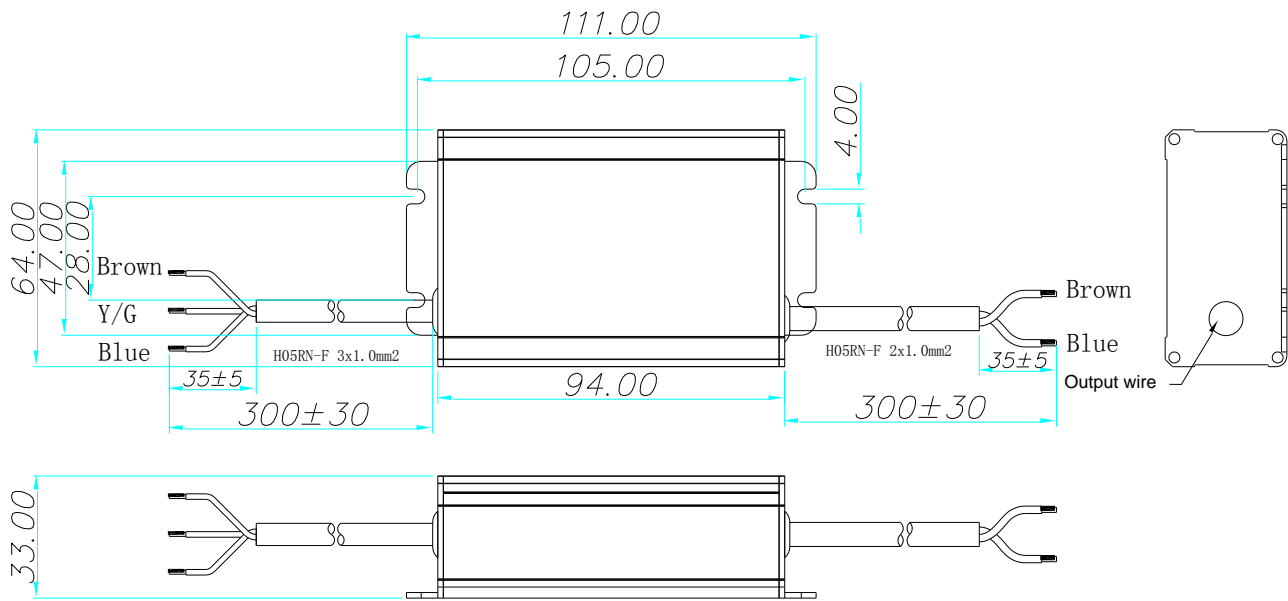
TOTAL HARMONIC DISTORTION



PROTECTIONS

Parameter		Min.	Typ.	Max.	Notes
Input Over Voltage Protection	Input Protection Voltage	330Vac	350Vac	370Vac	Turn off the output when the input voltage exceeds protection voltage.
	Recovery Voltage	320Vac	340Vac	360Vac	Auto Recovery. The driver will restart when the input voltage falls below recovery voltage.
	Max. of Input Over Voltage	-	-	440Vac	The driver can survive for 48 hours with input over-voltage of 440Vac.
Over Temperature Protection		Decreases output current, returning to normal after over temperature is removed.			
Short Circuit Protection		Hiccup mode and auto recovery. No damage will occur when any output is short circuited. The output shall return to normal when the fault condition is removed.			
Output Over Voltage Protection		Limits output voltage at no load and in case the normal voltage limit fail			

MECHANICAL OUTLINE



REVISION HISTORY

Version	Description of Change		Date	Notes
	Before	Now		
A.1	—	Datasheets Release	2018-02-22	